



PAK SUZUKI MOTOR CO. LTD.

Head Office Karachi:
DSU-13, Pak Steel Industrial Estate, Bin Qasim, Karachi.
Call Centre: 111-SUZUKI (021-111-789-854)
Tel: 34723551-58 Fax: 34723521-3
E-mail: customercentre@paksuzuki.com.pk
Website: www.suzukipakistan.com

Regional Office South:
Plot No. 49-B, Block No. 6,
PECHS, Main Shahrah-e-Faisal, Karachi.
Tel: 021-34541101-02

Regional Office Central Punjab:
7-A, Aziz Avenue, Canal Bank Road,
Gulberg-5, Lahore.
Tel: 042-35775456-7 Fax: 042-35775467

Regional Office South Punjab:
Office No. 402, 4th Floor
United Mall, Abdali Road, Multan.
Tel: 061-4586489, 4516491 Fax: 061-4581353

Regional Office North:
3rd Floor Malhi Plaza, Opp. Ministry of Defence,
Production Building, Murree Road, Rawalpindi, Cantt.
Tel: 051-5130229-31 Fax: 051-5130232



RG BLUE COMMUNICATIONS



TEMPTATION...



comes alive

Here's a taste of excitement, driving pleasure, performance, safety, and thrill you can expect. Feel unique as you cruise through our color palette and make one your own.



DISCOVERY

runs wild

EXTERIOR.....	6
INTERIOR.....	18
PERFORMANCE.....	34
SAFETY.....	46
DRIVING AMENITIES...	52
ACCESSORIES.....	60
SPECIFICATION.....	64

EXTERIOR

turns heads





ADJUSTABLE, AUTOMATIC LED PROJECTOR HEAD LAMPS

Sensor enabled power beams maximize visibility in the darkest of nights.



DRL (DAYTIME RUNNING LAMP)

Show-stopping technology commands attention.

HONEYCOMB FRONT GRILL

Detailing that accentuates curves for a bold persona.



DESIGN

stands out





ALLOY WHEELS

Polished alloys add to the appeal of your Swift, allowing the suspension to follow terrain more easily, providing you with a better grip and a sporty look.

KEYLESS SMART ENTRY

Proximity alerts your car even when you have the remote in your pocket. Enjoy your new favourite no-contact sport!



BACK DOOR HANDLES

Pillar mounted back door handles, crafted for people with an eye for style, give your Swift that sporty vibe.



REAR WIPERS

Cleverly placed rear washer and wiper blades provide optimized cleaning because the all-new Swift deserves to be taken care of.

REAR LED LIGHTS

From front to back the Suzuki Swift is stylized with a careful eye to detail. Wide rear tail-lights add to its beauty with a clear display.

Two-tone colour



demands respect



COLOR
becomes choice



PHOENIX
RED



MINERAL
GRAY



SOLID
WHITE



SILKY
SILVER



BLACK



SILKY SILVER
BLACK ROOF



MINERAL GRAY
BLACK ROOF



INTERIOR
delivers style




STYLISH, FUNCTIONAL, REFINED SEATING

Slide in behind the wheel and you'll see the clean, elegant lines and attention to detail that gives a more comfortable and efficient driving experience. The cylindrical gauges, cockpit-like center console give a feeling of confidence before you even start the engine.

ABSOLUTE CONTROL WITH HEIGHT ADJUSTMENT

Pull up or push down the adjustment lever to raise or lower the seat according to your preference.



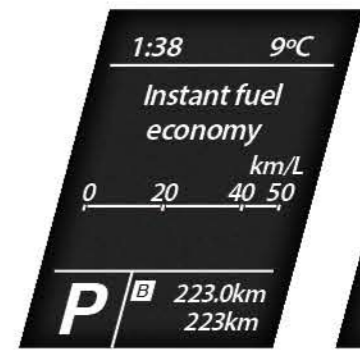


EASY-TO-SEE, STYLISH METER CLUSTER

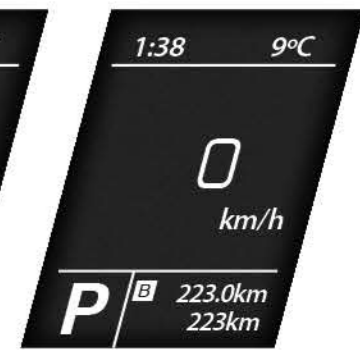
Chrome accents on a black interior makes scaled gauges pop, sporty red and white highlights give off a chronograph feel.

**4.2 INCH
MULTI-INFORMATION
DISPLAY**

Data that makes sense instantaneously, helps you decide when to hold and when to floor it. Take charge.



INSTANT FUEL ECONOMY



SPEED




RANGE



DRIVING TIME



AVERAGE FUEL ECONOMY



AVERAGE SPEED



BLUETOOTH COMPATIBLE AUDIO SYSTEM

Enjoy music and respond to or make calls conveniently, connect your phone to the infotainment system through Bluetooth.

NAVIGATION SYSTEM

Explore new routes with your Suzuki Swift's navigation system. Always know where you are and where you're headed.

INDEPENDENT SIM CONNECTION

Give your Suzuki Swift its own connection, without any hassle and complicated controls. Simply add a sim to the infotainment system.

9 INCH SCREEN

Sporting the largest screen in the category, 9 inches of screen-real-estate means a clearer, enhanced display.

MORE WIRELESS CONNECTIONS AND SCREEN MIRRORING

Functions beyond just music and calling, connect your Android or Apple smartphones to the infotainment system for screen mirroring.

ULTRA-SMOOTH SPEEDY EXPERIENCE

Octa-core processor with 4GB RAM

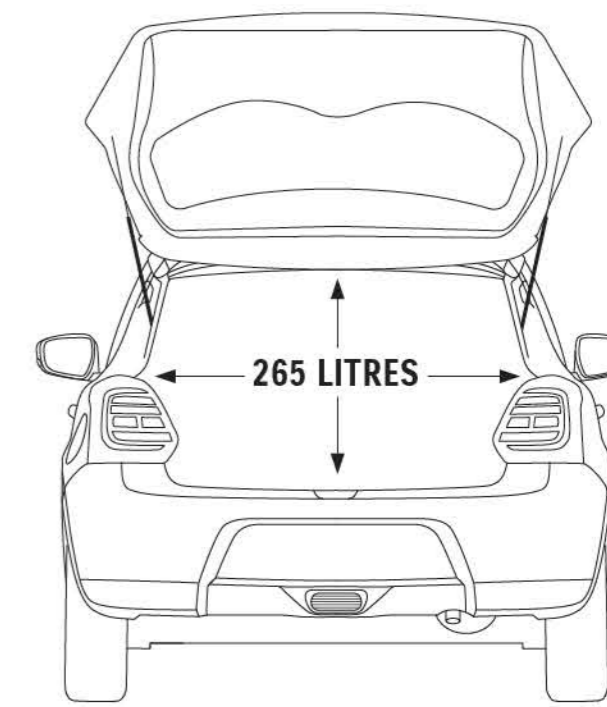




CABIN SPACE MAKES YOU WONDER



STEP-IN TO AN EXPANSE OF LUXURY AND COMFORT



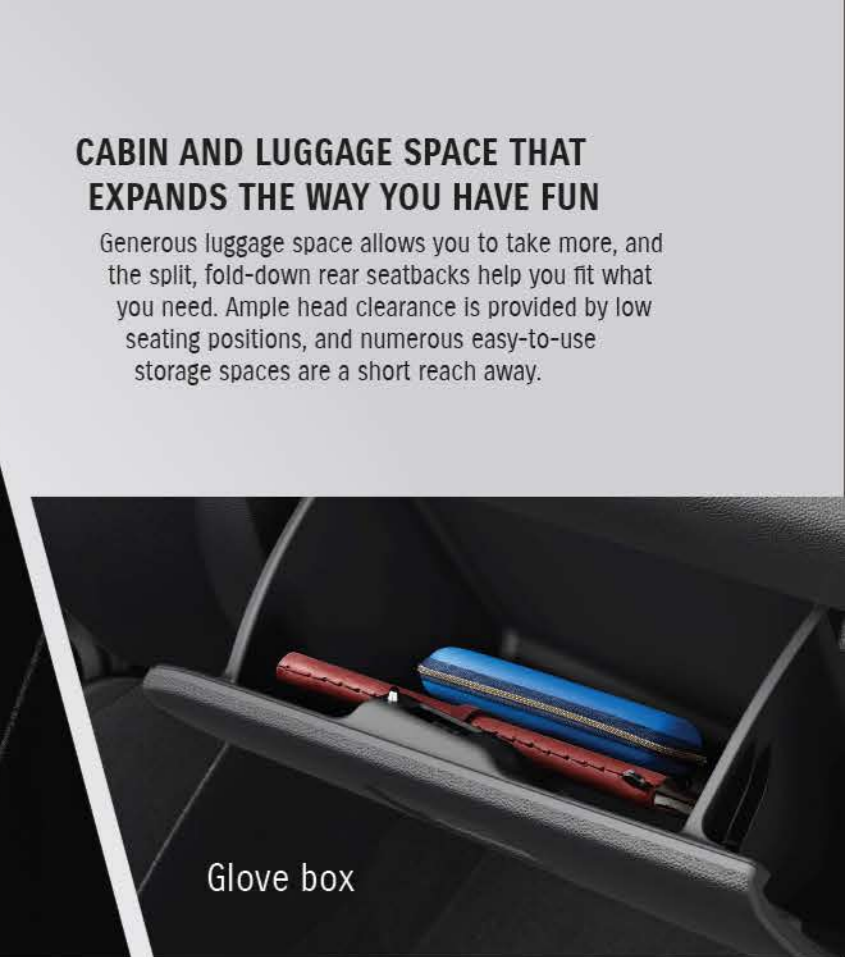
SPACE THAT'S STYLISH YET SENSIBLE

An evolution in vehicle packaging allows your Swift to meet the needs of drivers who want both style and space. 265 liters of extra allowance in the cabin and luggage space goes a long way.

Maximize the joy of pursuing your hobbies or in simply having more space for fun.



Accessory socket
Console box tray



Glove box

CABIN AND LUGGAGE SPACE THAT EXPANDS THE WAY YOU HAVE FUN

Generous luggage space allows you to take more, and the split, fold-down rear seatbacks help you fit what you need. Ample head clearance is provided by low seating positions, and numerous easy-to-use storage spaces are a short reach away.



Rear-door bottle holder



Rear cup holder



SPLIT-FOLDING SEAT OPTION

The 60:40 split ratio option in the rear seats allows passengers to comfortably sit in the back while different amounts and sizes of cargo are accommodated.



Chrome door handle



Front-door pocket



Passenger-seat back pocket



Front cup holder x 2



PERFORMANCE
exceeds expectation



ACTIVE
gets hands-on

The racecar-like D-shaped steering wheel, front seats that firmly hold, and a centre console angled toward the driver, help form a sporty and quality environment that unifies car and driver.



A HEART-THROBBING DRIVING PULSE AND UNCOMPROMISING FUEL EFFICIENCY

Quick and expansive acceleration. VVT technology for excellent mileage.

VARIABLE VALVE TIME (VVT)

VVT technology provides an enhanced engine performance by varying the time engine valves stay open. This ensures better fuel consumption and minimal exhaust emissions, so fuel is burned more cleanly and efficiently.

1.2 PETROL ENGINE - MORE POWERFUL DRIVING

Heightened compression ratio results in better thermal efficiency for powerful driving. Knocking, is suppressed by the engine's augmented cooling performance. Fuel combustion has been enhanced, friction has been reduced and efforts have been made to make the engine light and compact.






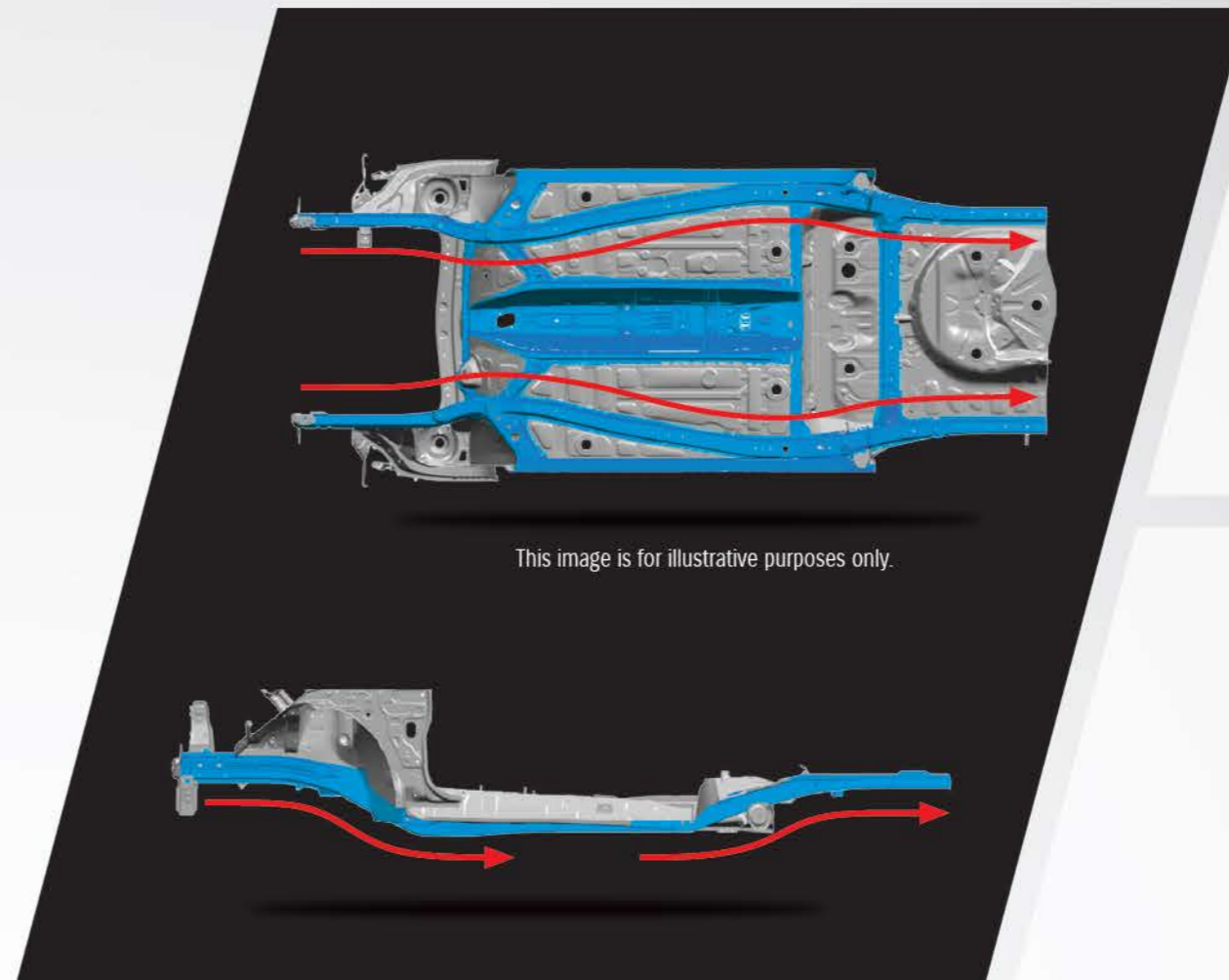

SHIFT

CVT TRANSMISSION WITH SPORTS MODE

Stay firmly in control thanks to the Continuously Variable Transmission (CVT) that seamlessly transitions power. Engage sports mode at the touch of a button, to rev up to a faster, powerful overall response.

that rewards

HEARTECT

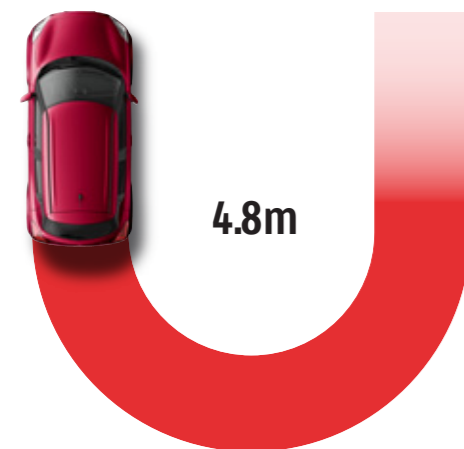



LIGHTNESS AND STRENGTH FOR ENHANCED FUNDAMENTAL PERFORMANCE

The HEARTECT next-generation platform features a high-rigidity frame that contributes to crash safety, and the frame's continuous and smoothly curving shape with fewer joints effectively disperses impact energy in case of a collision. As part of HEARTECT, a newly designed suspension, both up-front and in the rear, underpins a nimble driving experience, providing both the linear steering control for which the all-new Swift is known, and a ride quality that is solid yet supple and comfortable.

LIGHT AND HIGHLY RIGID BODY FOR AGILE DRIVING AND GOOD FUEL ECONOMY

Extensive use of high-tensile steel and ultra-high-tensile steel such as in the upper body and underbody, achieves both lightness and high rigidity for enhanced driving pleasure and excellent fuel economy.



MINIMUM TURNING RADIUS OF 4.8M FOR EASIER MANEUVERABILITY

Use of the new platform allows for an impressive turning angle, resulting in a turning radius of only 4.8m. Enabling small turns on narrow streets and in tight parking spaces.





SAFETY
that's reliable



SRS AIRBAG

INJURY MITIGATION BODY FOR PEDESTRIAN SAFETY

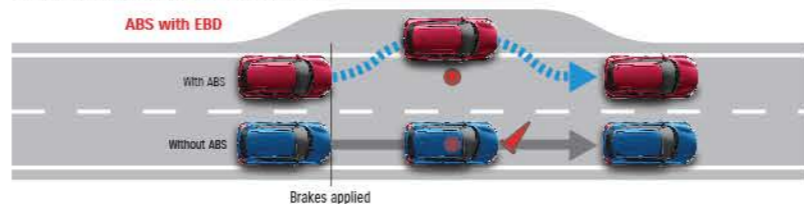
Pedestrian safety has also been thoroughly considered. Such features as an impact-absorbing bonnet, wiper system and front bumper are designed to mitigate pedestrian head and leg injuries in the event of a collision.

1. Impact-absorbing cowl top
2. Impact-absorbing wiper system
3. Impact-absorbing bonnet hinges
4. Impact-absorbing bonnet
5. Impact-absorbing bumper



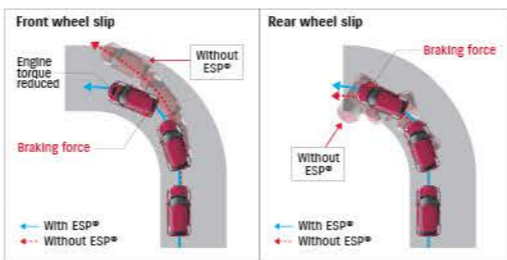
ABS + EBD FOR SUPPORTING DRIVE BRAKING

Suzuki Swift assures the safety of drivers, with Anti-Lock Braking System. ABS ensures safety in case of sudden emergency brakes and along with Electronic Brakeforce Distribution (EBD), distributes the force of braking automatically on all wheels separately, to avoid collision and also increase vehicle traction while on road.



ESP CONTROL

Should the wheels lose traction, ESP (Electronic Stability Program) control automatically adjusts the engine and brakes to help keep the driver in control.



HILL HOLD CONTROL

Your Suzuki Swift is focused on serving your needs to exactly the right degree.



CAR ALARM

A robust car alarm system provides security against unauthorized access.



ISOFIX STANDARD

ISOFIX child seat mount which ensures a firm tethering of the seat and provides absolute protection for your child.

6 OCCUPANT-PROTECTIVE SRS AIRBAG SYSTEM FOR COLLISION SAFETY

Your protection is top priority for the Suzuki Swift which comes fitted with 6 power-packed SRS airbags





CONTROL
that elevates



POWER PACKED CONTROL HUB

MAXIMUM CONVENIENCE FOR YOU!

Power windows let you raise and lower windows with the flick of a switch. Safety of anti-pinch technology prevents any window-roll-up injuries on the driver's side. Electronic mirrors control to adjust side-view mirrors, retractable mirrors control button, and a central door lock, all on one hub.



PUSH-START BUTTON

Push a single button to start this powertrain and begin your pleasure drive. The all-new Suzuki Swift aims to make your life simple.



● **TILT ADJUST**

Engineered for maximum driving comfort, steering adjusts to suit you and tilts to your desired level.

● **CRUISE CONTROL**

Long distances seem shorter, with your Suzuki Swift's cruise control option that makes driving easier and invigorating for you.

● **TELESCOPIC STEERING**

Pull and push the wheel to your liking with our telescopic engineering.



● **COMPLETE CONTROL IN YOUR HAND**

Control, adjust and navigate through Information, Entertainment and Connectivity at the touch of a few buttons includes multi information display, audio volume and selection, hands-free phone, navigation, and smartphone integration.


● **HANDS FREE CALLING**

Answer calls while enjoying the ride in the all-new Swift. Bluetooth® connectivity allows you to take and end calls without moving your hands from the wheel or your mind off the road.



4-SPEAKER SOUND SYSTEM

Booming surround sound system in the front and rear creates just the mood needed for a fun drive with your squad.



RETRACTABLE SIDE MIRRORS

Designed with elegant side mirrors that are retractable and adjustable at the touch of a button. Fitted with turning side lamps that pivot, allow the driver to feel absolute control.



PARKING SENSORS

Designed to give you optimized support and ultimate convenience while parking.




REAR VIEW CAMERA

A wide view angle provides you with increased visibility when backing out of a driveway or a car park. It indicates the projected trajectory of your vehicle for added safety.

CLIMATE CONTROL WITH OPTIMIZED DISPLAY

Serving your needs to exactly the right degree. The climate control panel allows intuitive operation with easy recognition through the use of a high-contrast LCD on the GLX grade.



ACCESSORIES

that surprise



FRONT & REAR MUD FLAPS:

Catch dirt and mud kicked off the road and protect your car's undercarriage.



ARMREST:

Comfort for driver's arm, that doubles as a nifty storage compartment.



SPARE TYRE KIT:

Pragmatic spare tyre kit for any eventuality.



REAR SPOILER:

Snazzy roof end that adds personality and visual appeal.



MAJOR EQUIPMENT

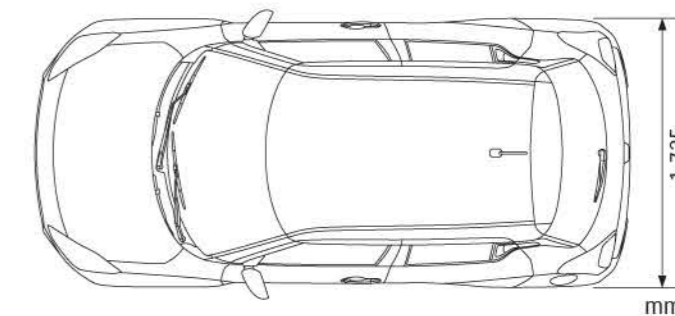
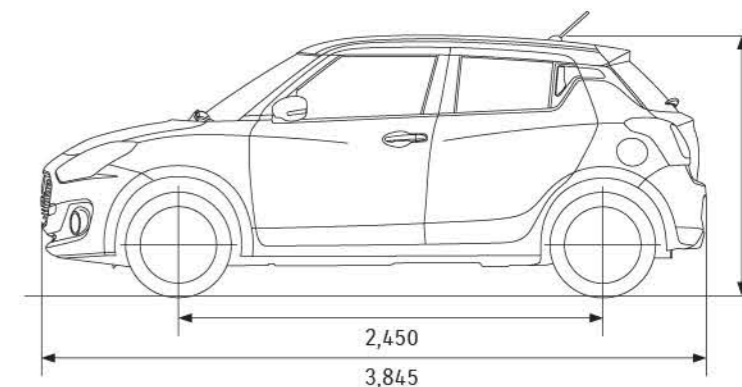
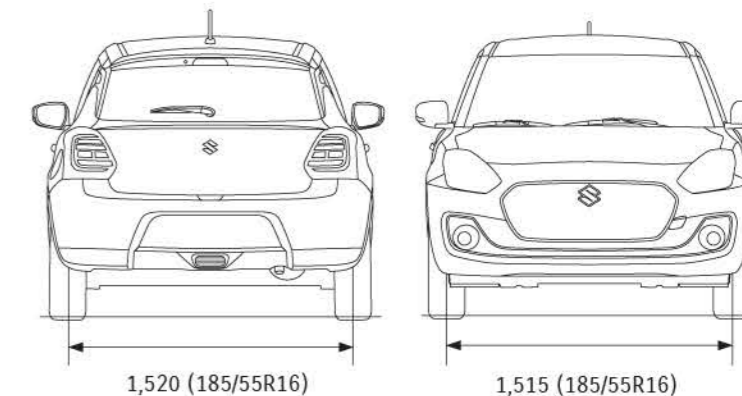
Model	Suzuki Swift			
	GL	GL (CVT)	GLX (CVT)	
Variant				
Drive	FF	2WD	2WD	2WD
Exterior				
Outside door handles	Silky Silver, Solid White, Mineral Gray	Body Colour	Body Colour	Chrome
	Phoenix Red, Cerulean Blue, Black	Black	Black	Chrome
ORVM (Outside Rear view mirror)	Body colour	S	S	S
Visibility				
Head Lamp	Halogen Multi-reflector	S	S	-
	LED projector	-	-	S
Head lamp leveling device	Manual	S	S	S
Automatic head lamp		S	S	S
DRL	*LED (Mounted on front bumper)*	S	S	-
	LED (Integrated in H/L)	-	-	S
Front and rear fog lamp	Bulb	S	S	S
High mount stop lamp	LED	S	S	S
Rear combination lamp	LED	S	S	S
Rear camera		-	-	S
Wiper	Front: 2 speeds (low,high) + adjustable intermittent	S	S	S
	Rear: Intermittent	S	S	S
ORVM (Outside Rear view mirrors)	Electrical adjust	S	S	S
	Electrical fold (retractable)	-	-	S
	With built-in turn signal lamp	-	-	S
Steering and Instrument Panel				
Power steering	Electric	S	S	S
	Tilt-adjust	S	S	S
	Telescopic	-	-	S
	Hands-free & Audio controls switch	-	-	S
9 inches infotainment system		S	S	S
Rear defogger switch		S	S	S
Tachometer		Analogue	Analogue	Analogue
Fuel meter		Bar	Bar	Needle
Information Display integrated into meter Cluster	Instant fuel economy, Driving time, Speed, Range, Average fuel economy, Average speed	-	-	S
Driving Amenities				
Window opening	Front-Electric (with driver side anti-pinch technology)	S	S	S
	Rear-Electric	S	S	S
Smart trunk opener		-	-	S
Central door locking switch	Driver	S	S	S
Light-off & key reminder		S	S	S
Air Conditioner	Manual	S	S	-
	Automatic	-	-	S
Puncture repair kit		S	S	S

Variant	GL	GL (CVT)	GLX (CVT)
Cruise control	-	-	S
Sports mode	-	S	S
Audio	Front Speakers x 2	S	S
	Rear Speakers x 2	-	-
	Antenna (Roof) Micropole	S	S
Keyless entry	Remote control door opening / locks	S	S
	Smart keyless entry	-	-
Keyless push start	-	-	S
Interior			
Door bottle holders	Front Door (1000ml)	S	S
	Rear door (600ml)	S	S
Door trim pocket	Front/Rear	S	S
Inside door handle	Chrome plating	-	-
Gear Shift knob	With ornament	Piano Black	Piano Black
Inside rearview mirror	Manual dimming	S	S
Foot rest	Driver	-	S
	Front	2	2
Cup holder	Rear	1	1
	Front	2	2
Luggage area light		S	S
Accessory socket		S	S
Sun visor	Driver & Passenger: with ticket holder and vanity mirror	S	S
Room lamp	Roof Front (3-position)	S	S
Seats			
Front Seat	Headrest	Separate Type	Separate Type
	Height adjuster (Driver)	S	S
Rear Seat	Headrest	S	S
Safety and Security			
Childproof rear door locks	Rear door	S	S
Rear Seat ISOFIX Anchor		S	S
Front airbag	Driver	S	S
	Passenger	S	S
Side airbags	Front	S	S
Curtain airbags		S	S
ABS with EBD		S	S
ESP		S	S
Parking sensors	Rear	-	-
Seat belts	Driver & Passenger (3-point ELR seatbelts with force limiter and shoulder height adjuster)	S	S
	Rear (3-point ELR - side & centre)	S	S
	Seatbelt reminder (Driver, Passenger & Rear)	S	S
Immobiliser		S	S
Security alarm		S	S
Hill hold control		-	S
Engine Under Cover		S	S

MAJOR SPECIFICATIONS

Variant	GL	GL (CVT)	GLX (CVT)	
Dimension				
Overall length	mm	3,845		
Overall width	mm	1,735		
Overall height	mm	1,520		
Wheelbase	mm	2,450		
Tread	Front	mm	1,515	
	Rear	mm	1,520	
Ground clearance	mm	160		
Turning radius	m	4.8		
Curb weight	kg	855	885	895
Capacity				
Fuel Tank Capacity	L	37	37	37
Seating Capacity		5	5	5
Engine				
Engine	Type (VVT)*	K12M		
	Valve mechanism	DOHC 16 Valve VVT		
	Piston displacement (cc)	1,197		
	Bore x stroke (mm)	73.0x71.5		
	Compression ratio	11		
	Maximum output (kW/rpm)	61/6,000		
	Maximum torque (N *m/rpm)	113/4,200		
Fuel tank capacity (L)	37			
Chassis				
Wheel	16 inches Alloy wheels (Polished/Painted) + Center wheel cap	Painted	Painted	Polished
Brakes	Front ventilated disc	S	S	S
	Rear drum	S	S	S
Suspension	Front (MacPherson strut)	S	S	S
	Rear (Twist-beam)	S	S	S
Tyre size		185/55R16	185/55R16	185/55R16
Transmission				
Type		5MT	CVT	CVT
	1st	3.545	4.006 ~ 0.550 (LOW:4.006 ~ 1.001, HIGH:2.200 ~ 0.550)	4.006 ~ 0.550 (LOW:4.006 ~ 1.001, HIGH:2.200 ~ 0.550)
	2nd	1.904		
	3rd	1.240		
	4th	0.914		
	5th	0.717		
	Reverse	3.272	3.771	3.771
Final Gear Ratio	4.388	3.757	3.757	

*variable valve timing



PAK SUZUKI MOTOR CO. LTD. reserves the right to change, without notice, prices, colors, materials, equipments, specifications & models and also to discontinue the models

* Some pictures used in this brochure are of international models

RELATIONSHIP

that lasts



Your unshakable relationship with Suzuki is backed, by a country-wide network of sales, service and spare parts. Wherever you may be, you can trust there is a comprehensive eco-system you can rely on.



LARGEST DEALERSHIP NETWORK

Find 168 outlets in 91 cities.



WARRANTY

Enjoy 3 years or 60,000 km warranty.



EXTENDED WARRANTY

Peace of mind with complementary services.



GENUINE SPARE PARTS

Convenience of easy availability of spare parts, nationwide.



LARGEST SERVICE SHOP GRID

Experience the country's largest service shop network.



FIRST TWO FREE SERVICES

Get the first two services absolutely free.



SUZUKI ROADSIDE ASSISTANCE

Always ready to support in case of a car breakdown, our technically equipped, highly trained staff is one you can count on.